

TetraCam Portable Digital Video Microscope

Model:
ZTC-105-10X

- High-resolution 1.3 megapixel camera
- 1x — 40x Magnification
- Portable and PC powered
- Software to capture, record, annotate, and measure

The **TetraCam** is a [portable digital video microscope](#) and macro imaging system. It's quick to setup and easy to use; the [1 — 40x magnification](#) system will image from a full page down to the individual specks of laser printer toner, using the [1.3 megapixel camera](#) with four times the resolution of a conventional video camera. The **TetraCam** provides a [large working distance](#), with plenty of room to position your samples. The stand allows adjustment of height and camera angle, while the camera's quick-release mount provides for hand-held use.

The **TetraCam** includes a range of lighting systems. Use the halogen lamp for large area imaging. The supplemental LED light adds brightness at high magnifications and also provides oblique illumination to look at surface features such as paper fibers and signature indentation.

The included Video ToolBox software provides an easy-to-use interface for image and movie capture, advanced labeling, annotation and measurement. The camera also includes DirectShow and TWAIN drivers so it is compatible with most available imaging programs and databases.



Applications:

- Questioned Documents (Visible and IR)
- Fingerprints (meets 1000 dpi requirements)
- Trace Evidence
- Crime Scene Documentation
- Forensic Anthropology

Specifications: TetraCam Portable Digital Microscope

- Magnification: 1 — 40x
- Field of View: 8.2" x 10" at 1x
0.24" x 0.31" at 40x
- Min. Standoff: 9" to lens
- Resolution: 0.00024"
- Array Size: 1280 x 1024 (1.3 megapixels)
1600 x 1200 (optional)
- S/N Ratio: 54 dB
- Min. Illumination: 0.028 lux (with IR filter removed)
- Frame Rate: 14.33/sec. (1280 x 1024)
30/sec. (640 x 480)
- Interface: USB 2.0 (PC powered)
- Illumination:
 - General: 30 W halogen flood
 - Directional: 1 W LED spot (battery powered)
 - Portable: LED bar light (USB powered)


Software

- Capture Program: Video ToolBox
(see back for software features)
FocusLock (optional)
- Drivers: DirectShow and TWAIN compliant

Fingerprints



Documents



Magyarországon forgalmazza:

PANNONCAD KFT.

1155 BUDAPEST, DEMBINSZKY U. 1.

TEL.: 305-0250 FAX: 305-0249

www.pannoncad.hu

Sample Images




Shoe tread



Bone



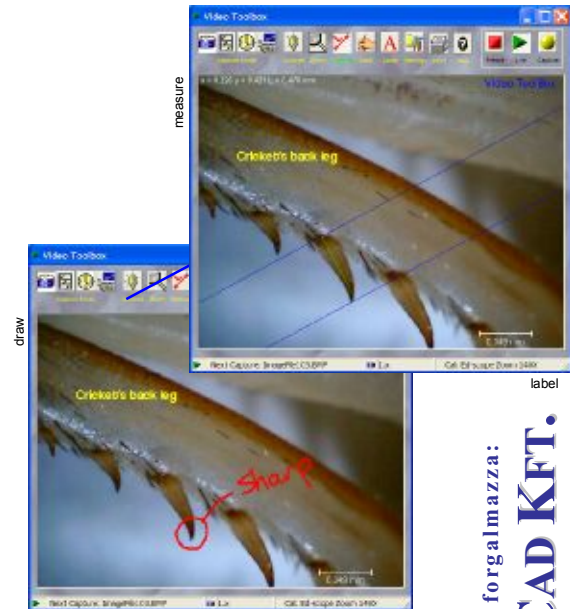
Pills



Fabrics

Software Features

- Display live video.
- Capture still images, movies and time lapse sequences.
- Interactively adjust camera brightness, contrast and color.
- Live digital zoom up to 4x.
- Resizable image window — up to full screen.
- Measure on the live image using multiple measurement tools.
- Calibrate for different magnifications — store and recall up to 8 different calibrations.
- Add labels and markers over the live image. Drag to move.
- Draw freehand on the live image.
- Place a time stamp anywhere on the image.
- Capture images directly into your favorite photo editor for further enhancement.



FocusLock™ Plugin for Video ToolBox — Depth-of-focus enhancement

FocusLock performs real-time focus enhancement by monitoring the video image and capturing every portion of the image which is in focus. All you do is turn the focus knob; FocusLock monitors the video image and captures the in-focus portions. Finally, FocusLock returns an image which is entirely in focus.



Without FocusLock



With FocusLock

Computer Requirements:

- Windows 2000/XP
- Free USB 2.0 Port
- DirectX 8.1 or greater
- Pentium III 1.0 GHz or faster (P4, 1.5+ GHz recommended)
- 256 MB of Free Memory (512+ MB recommended)
- Video card with 32 MB of video RAM, minimum 800 x 600 resolution at 16-bit (65,000 colors)

A computer is required but not included with the standard system.

Magyarországon forgalmazza:
PANNONCAD KFT.
 1155 BUDAPEST, DEMBINSZKY U. 1.
 TEL.: 305-0250 FAX: 305-0249
 www.pannoncad.hu